

# Economic Growth Development Objective

***“ Sustainable and Broadly-shared Economic Growth ”***

MISSION GOAL:

# Ghana's Transition Towards Established Middle Income Status Accelerated

DEVELOPMENT  
OBJECTIVE 1:  
Strengthened  
Responsive,  
Democratic  
Governance

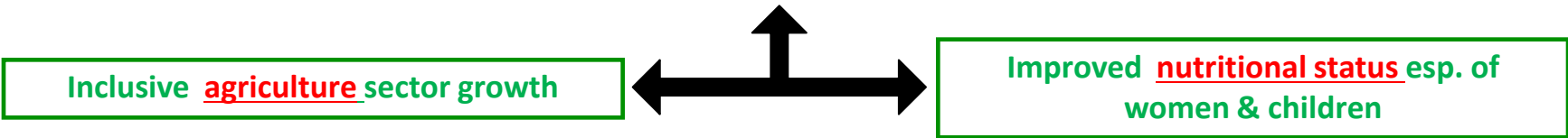
DEVELOPMENT  
OBJECTIVE 2:  
**Sustainable and  
Broadly Shared  
Economic  
Growth**

DEVELOPMENT  
OBJECTIVE 3:  
Equitable  
Improvements in  
Health Status

DEVELOPMENT  
OBJECTIVE 4:  
Improved  
Reading  
Performance in  
Primary School

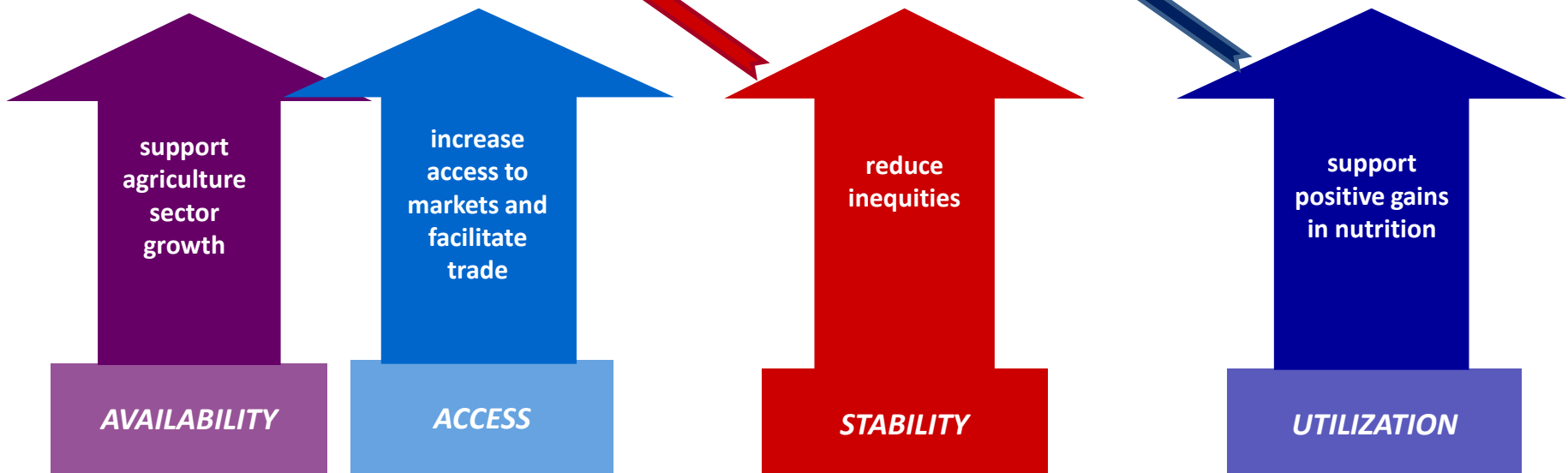


**Sustainably Reduce Global Poverty and Hunger**



**Feed The Future**

**USG in Ghana:**



**Definition of Food Security**





**EG Objective:**

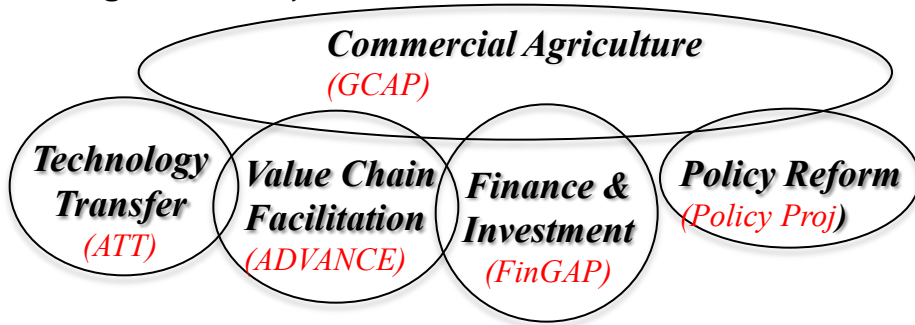
**Increased Competitiveness of Major Food Value Chains**

**Improved Enabling Environment for Private Sector Investment**

**Increased Government Accountability and Responsiveness**

**Improved Resiliency of Vulnerable Households in Targeted Communities and Reduced Under-nutrition**

**Programs & Projects:**



**Sustainable Management of Marine Fisheries (ICFG)**

**Resiliency in Northern Ghana (RING)**

**Increased Agricultural Productivity**

**Increased Market Access**

**Improved Policies to Support Ag Sector Growth**

**Improved Execution of Public Sector Investment Policies**

**Improved Governance in the Energy Sector**

**Improved Local Community Management of Natural Resources**

**Strengthen Coordination of Government & Others**

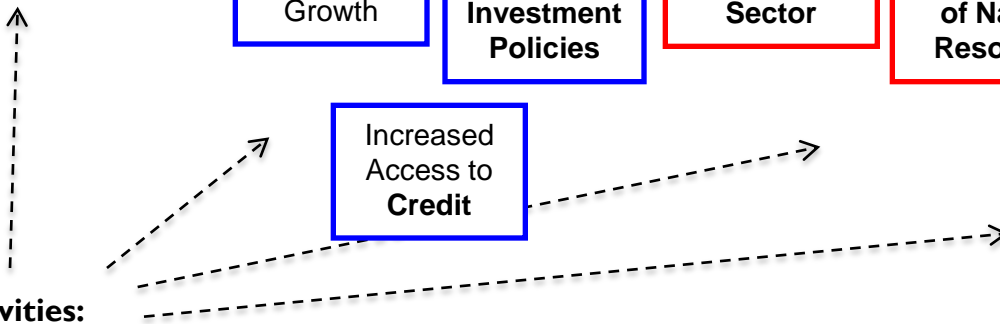
**Improved Access to Diverse Quality Food**

**Increased Access to Credit**

**Increased Community Capacity to Develop Mechanisms to Identify & Address Their Nutrition Problems**

**Improved Nutrition-Related Behaviors in Vulnerable Households**

**Activities:**





### EG Objective:

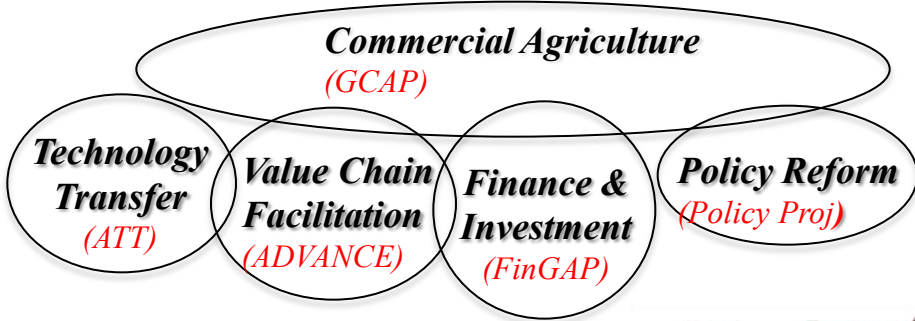
Increased Competitiveness of Major Food Value Chains

Improved Enabling Environment for Private Sector Investment

Increased Government Accountability and Responsiveness

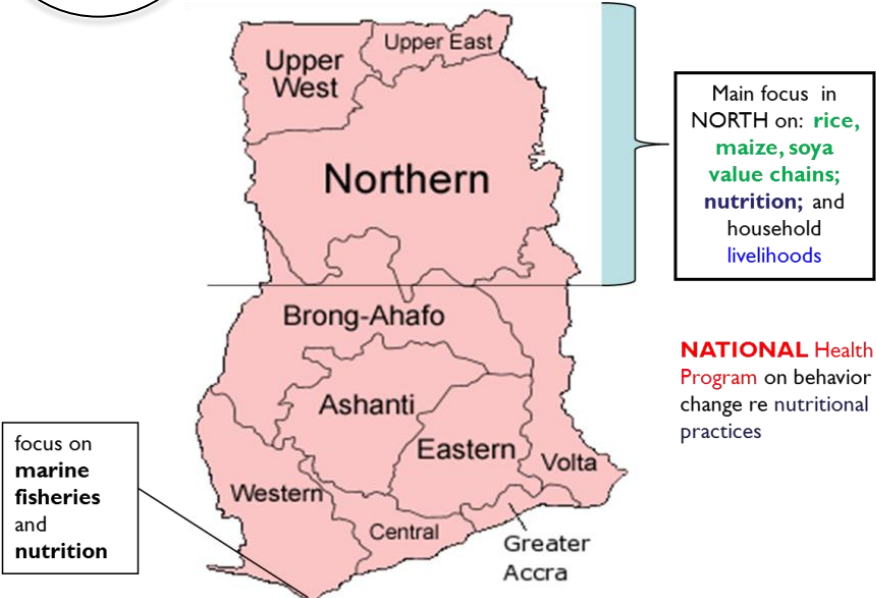
Improved Resiliency of Vulnerable Households in Targeted Communities and Reduced Under-nutrition

### Programs & Projects:



**Sustainable Management of Marine Fisheries (ICFG)**

**Resiliency in Northern Ghana (RING)**



80% of USAID resources benefits the north!

## Key FTF Indicators in Northern Ghana

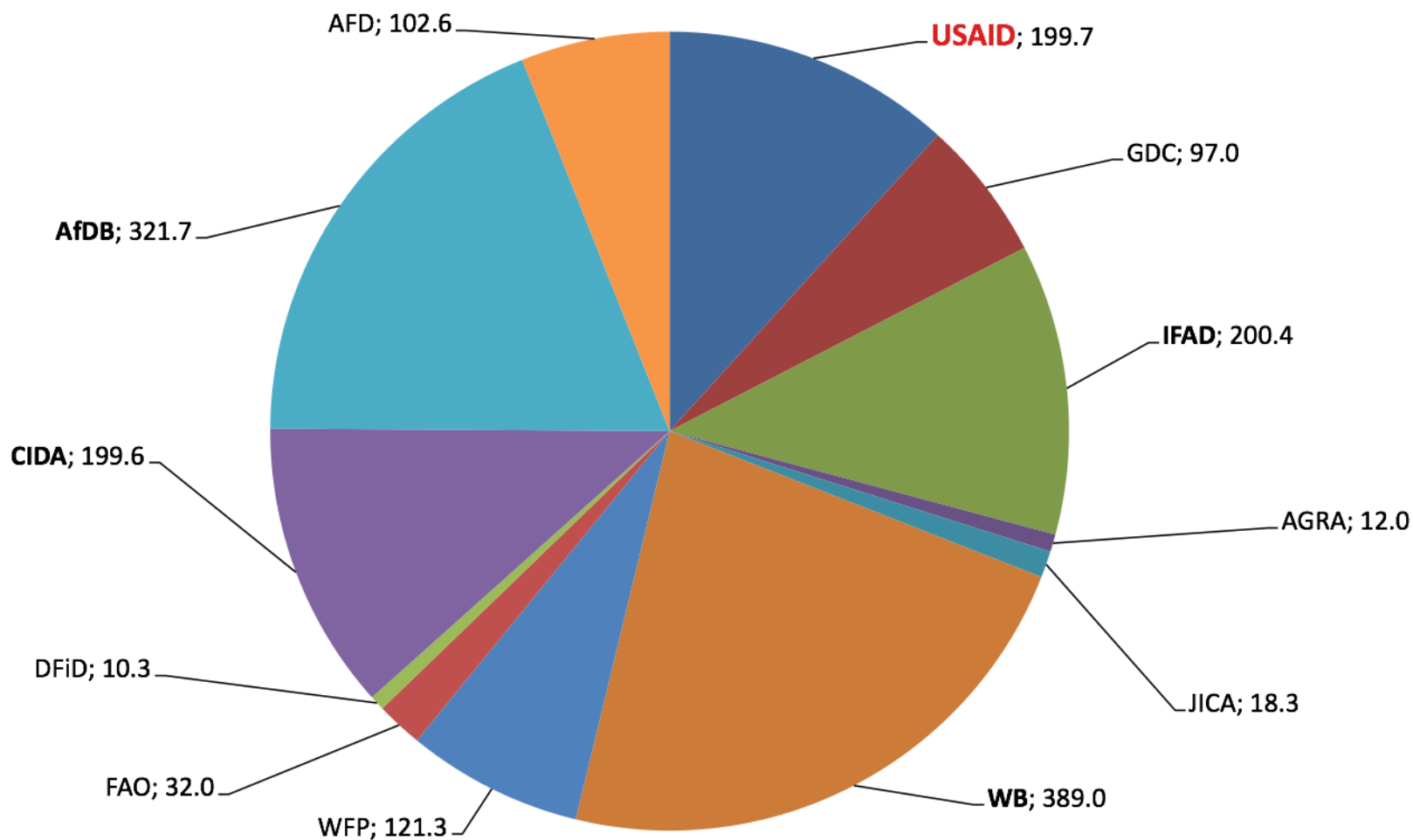
### 2012 Population Based Survey Results:

- 24% of the population live on less than \$1.25/day
- Among children under five, 18.4% are underweight, 36.1% are stunted, and 11% are wasted
- 11.5% of women are underweight
- Only 15.5% of infants 6-23 months get a minimally acceptable diet



## Profile of DP Agricultural Sector Support - 2000 to 2012

Value of Projects in US\$ Millions



# USAID Key Accomplishments and Performance on Key FTF Indicators

## For FY 2012:

- More than **33,000 individuals trained** in areas such as skills and knowledge in production technologies, farming as a business, and fisheries governance
- A total of **66,245 under the age of five** were reached with USAID **nutrition** programs
- **13,367 metric tons** of supported commodities purchased from smallholders
- **\$4.5 million smallholder sales revenue** generated in supported commodities in ZOI
- **\$1.8 million in new private sector investments** in agriculture sector in ZOI
- **587 health facilities in 38 districts** supported with inpatient community management of acute malnutrition care (CMAM), outpatient care sites, and community outreach in six regions
- **3,605 small and medium enterprises** (including farmers) assisted to improve their business services. Enterprises include the following:
  - 323 mechanized service providers
  - 75 buyer aggregators
  - 58 input firms
  - 31 processors
  - 27 financial institutions, and
  - 19 radio stations



G8 Cooperation framework to support The "New Alliance for Food Security and Nutrition" in Ghana

### Annex 1: Government of Ghana Key Policy Commitments

Policy Indicators		
<ul style="list-style-type: none"> <li>❖ Improved score on Doing Business Index</li> <li>❖ Increased \$ value of new private-sector investment in the agricultural sector</li> <li>❖ % increase in private investment in commercial production and sale of seeds</li> </ul>		
Objective	Framework Policy Actions	Timeline
<p>Establish policy that enables the private sector to develop, commercialize, and use improved inputs to increase smallholder productivity and incomes</p>	<p>1. Regulations developed to implement the new seed law, specifically:</p> <ul style="list-style-type: none"> <li>• Seed registry system established.</li> <li>• Protocols for variety testing, release and registration, authorization to conduct field inspections, seed sampling, and seed testing developed.</li> <li>• Standards for seed classification and certification established.</li> </ul>	June 2013
	<p>2. New agricultural input policy for fertilizer and certified seed use developed that includes:</p> <ul style="list-style-type: none"> <li>• Clearly defined role of government in fertilizer and seed marketing;</li> <li>• Clearly defined role of government's CSIR and Grains &amp; Legumes Board; and</li> <li>• Defined role of private sector in breeding.</li> </ul>	December 2013
<p>Create a secure investment climate for investors by reducing transaction costs and risks</p>	<p>3. Database of suitable land for investors established*</p> <ul style="list-style-type: none"> <li>• 1,000 ha registered</li> <li>• 4,500 ha registered</li> <li>• 10,000 ha registered</li> </ul>	December 2013
	<p>4. Pilot model lease agreements** for 5,000 ha of land in database established.</p>	December 2015
	<p>5. Clear procedures to channel investor interest (including that related to value-added agricultural processing) to appropriate agencies*** completed.</p>	December 2013
	<p>6. New Ghana Agricultural Production Survey (GAPS) stood up:</p> <ul style="list-style-type: none"> <li>• Piloted data release</li> <li>• 2nd phase completed</li> <li>• New national agriculture survey data released</li> </ul>	July 2012
	<p>7. Private sector representatives of key grain value chains appointed to the MOFA Post Harvest Committee.****</p>	December 2013
<p>Support transparent, inclusive, evidence-based policy formulation process based on quality data and sound evidence that leads to increased investment in agriculture</p>		September 2013
		May 2014

# What do we need?

- Alignment
- Communication
- Private Sector focus
- Shelf-ready products